



NATA LIGHTING CO.,LTD.
www.nata.cn
Email:info@nata.com
Tel:+86-750-3770000 Fax:+86 750 3771111
Address:Address:380JinOu Road,GaoXin Zone,Jiang Men City,Guangdong,China

Nata

Client:

LumCAT: 2-2748-L

Luminaire: 92.70.411.00

Report No: 2024913-B003

Ballast type: AC

Test No: 2024913-C003

Voltage(V): 36.650

LampCAT: NICHIA NFCWJ130B-V3

Current(A): 0.580

Lamp flux(lm): 2833.0

Power (W): 21.250

Number of Lamps: 1

PF: 0.000

Length(mm): 0

Width(mm): 0

Phm Type: C

Height(mm): 0

Photometric Results

Lumens(lm): 2632.49, Efficiency(%): 92.92% , Luminous Efficacy(lm/W): 123.88

Central intensity(cd): 12313.870, Maximum intensity(cd): 12313.870

Angle of maximum intensity: C=0.0 γ =0.0

Beam Angle(50%Imax): [C0/180]Total=19.0

[C90/270]Total=19.0

Field angle(10%Imax): [C0/180]Total=50.4

[C90/270]Total=50.4

Maximum s/h(1/2): C0_180=0.32 C90_270=0.32

Maximum s/h(1/4): C0_180=0.36 C90_270=0.36

Up flux rate of lamp(%): 0.00%

Down flux rate of lamp(%): 92.92%

Up flux rate of LUM(%): - -

Down flux rate of LUM(%): 100.00%

CIE Type : Direct lighting

Output flux ratio in π solid angle : 98.975%

Equipment: GMS 1800
Temperature(°C): 25.0

Date: 2024/9/13
Humidity(%): 60.0%

Operator: NT
Distance(m): 7.25

$\gamma(^{\circ})$	Average I(cd)	Zonal F(lm)	Sum F(lm)	Eff Flux(%)	Eff Sum(%)
0.0	12313.869	0.000	0	0.00%	0.00%
1.0	12221.241	11.740	11.74	0.41%	0.45%
2.0	11786.300	34.458	46.197	1.22%	1.75%
3.0	11220.924	55.026	101.223	1.94%	3.85%
4.0	10814.826	73.761	174.984	2.60%	6.65%
5.0	10113.978	90.035	265.019	3.18%	10.07%
6.0	9244.180	101.732	366.751	3.59%	13.93%
7.0	8315.184	108.991	475.741	3.85%	18.07%
8.0	7481.805	113.056	588.798	3.99%	22.37%
9.0	6510.667	113.401	702.199	4.00%	26.67%
10.0	5741.993	110.882	813.081	3.91%	30.89%
11.0	5069.995	108.034	921.115	3.81%	34.99%
12.0	4431.893	103.869	1024.984	3.67%	38.94%
13.0	3915.138	99.058	1124.042	3.50%	42.70%
14.0	3497.115	94.876	1218.919	3.35%	46.30%
15.0	3143.743	91.169	1310.087	3.22%	49.77%
16.0	2837.928	87.648	1397.735	3.09%	53.10%
17.0	2624.498	85.065	1482.8	3.00%	56.33%
18.0	2414.412	83.081	1565.881	2.93%	59.48%
19.0	2161.771	79.616	1645.497	2.81%	62.51%
20.0	1947.789	75.216	1720.713	2.66%	65.36%
21.0	1793.952	71.849	1792.562	2.54%	68.09%
22.0	1650.962	69.227	1861.789	2.44%	70.72%
23.0	1521.073	66.558	1928.347	2.35%	73.25%
24.0	1381.316	63.457	1991.804	2.24%	75.66%
25.0	1246.901	59.760	2051.564	2.11%	77.93%
26.0	1145.067	56.463	2108.026	1.99%	80.08%
27.0	1061.598	53.987	2162.013	1.91%	82.13%
28.0	966.703	51.352	2213.365	1.81%	84.08%
29.0	864.049	47.898	2261.263	1.69%	85.90%
30.0	749.824	43.574	2304.837	1.54%	87.55%
31.0	649.377	38.938	2343.775	1.37%	89.03%
32.0	551.617	34.407	2378.182	1.21%	90.34%
33.0	464.285	29.929	2408.111	1.06%	91.48%
34.0	389.133	25.827	2433.938	0.91%	92.46%
35.0	324.646	22.167	2456.105	0.78%	93.30%
36.0	284.133	19.384	2475.489	0.68%	94.04%
37.0	242.596	17.179	2492.668	0.61%	94.69%

$\gamma(^{\circ})$	Average I(cd)	Zonal F(lm)	Sum F(lm)	Eff Flux(%)	Eff Sum(%)
38.0	197.655	14.695	2507.363	0.52%	95.25%
39.0	163.804	12.338	2519.7	0.44%	95.72%
40.0	134.448	10.402	2530.102	0.37%	96.11%
41.0	110.197	8.712	2538.814	0.31%	96.44%
42.0	92.983	7.382	2546.196	0.26%	96.72%
43.0	77.963	6.332	2552.528	0.22%	96.96%
44.0	65.999	5.434	2557.962	0.19%	97.17%
45.0	56.524	4.709	2562.67	0.17%	97.35%
46.0	49.264	4.137	2566.808	0.15%	97.51%
47.0	44.041	3.711	2570.519	0.13%	97.65%
48.0	39.731	3.386	2573.905	0.12%	97.77%
49.0	36.472	3.129	2577.034	0.11%	97.89%
50.0	33.844	2.932	2579.966	0.10%	98.00%
51.0	31.820	2.778	2582.744	0.10%	98.11%
52.0	30.329	2.667	2585.411	0.09%	98.21%
53.0	29.152	2.587	2587.998	0.09%	98.31%
54.0	28.285	2.532	2590.53	0.09%	98.41%
55.0	27.766	2.502	2593.032	0.09%	98.50%
56.0	27.484	2.497	2595.529	0.09%	98.60%
57.0	27.208	2.501	2598.029	0.09%	98.69%
58.0	26.866	2.501	2600.53	0.09%	98.79%
59.0	26.544	2.497	2603.027	0.09%	98.88%
60.0	25.986	2.482	2605.509	0.09%	98.98%
61.0	24.842	2.426	2607.934	0.09%	99.07%
62.0	23.331	2.321	2610.255	0.08%	99.16%
63.0	21.439	2.177	2612.433	0.08%	99.24%
64.0	19.146	1.991	2614.424	0.07%	99.31%
65.0	16.820	1.780	2616.204	0.06%	99.38%
66.0	14.842	1.580	2617.784	0.06%	99.44%
67.0	13.095	1.405	2619.189	0.05%	99.49%
68.0	11.748	1.258	2620.447	0.04%	99.54%
69.0	10.677	1.144	2621.591	0.04%	99.59%
70.0	9.770	1.050	2622.641	0.04%	99.63%
71.0	9.028	0.972	2623.613	0.03%	99.66%
72.0	8.364	0.904	2624.517	0.03%	99.70%
73.0	7.786	0.845	2625.362	0.03%	99.73%
74.0	7.286	0.792	2626.154	0.03%	99.76%
75.0	6.761	0.742	2626.896	0.03%	99.79%

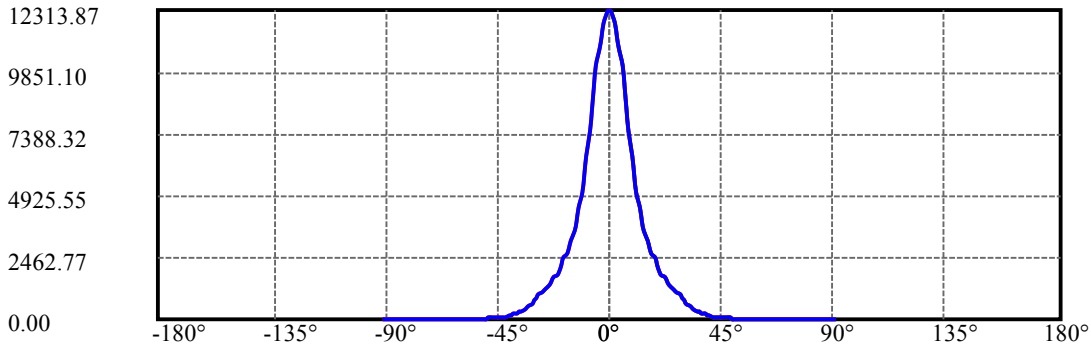
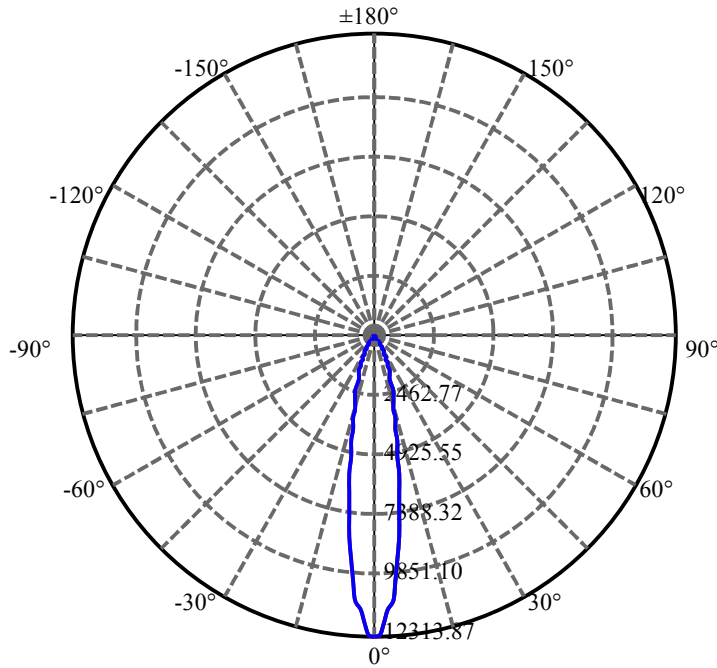
$\gamma(^{\circ})$	Average I(cd)	Zonal F(lm)	Sum F(lm)	Eff Flux(%)	Eff Sum(%)
76.0	6.321	0.694	2627.591	0.02%	99.81%
77.0	5.900	0.652	2628.242	0.02%	99.84%
78.0	5.440	0.607	2628.849	0.02%	99.86%
79.0	4.947	0.558	2629.407	0.02%	99.88%
80.0	4.461	0.507	2629.915	0.02%	99.90%
81.0	3.949	0.455	2630.369	0.02%	99.92%
82.0	3.456	0.402	2630.771	0.01%	99.93%
83.0	3.016	0.352	2631.123	0.01%	99.95%
84.0	2.569	0.304	2631.427	0.01%	99.96%
85.0	2.201	0.260	2631.687	0.01%	99.97%
86.0	1.859	0.222	2631.909	0.01%	99.98%
87.0	1.551	0.187	2632.096	0.01%	99.99%
88.0	1.268	0.154	2632.25	0.01%	99.99%
89.0	1.045	0.127	2632.377	0.00%	100.00%
90.0	0.940	0.109	2632.486	0.00%	100.00%

ZONAL LUMEN SUMMARY

Zone	Lumens	%Lamp	%Fixt
0-30	2304.84	81.36%	87.55%
0-40	2530.10	89.31%	96.11%
0-60	2605.51	91.97%	98.98%
0-90	2632.38	92.92%	100.00%
0-120	2632.38	92.92%	100.00%
0-180	2632.49	92.92%	100.00%
60-90	26.87	0.95%	1.02%
90-120	0.00	0.00%	0.00%
90-130	0.00	0.00%	0.00%
90-150	0.00	0.00%	0.00%
90-180	0.00	0.00%	0.00%
0-25.96	2105.99	74.34%	80.00%

ZONAL LUMEN SUMMARY

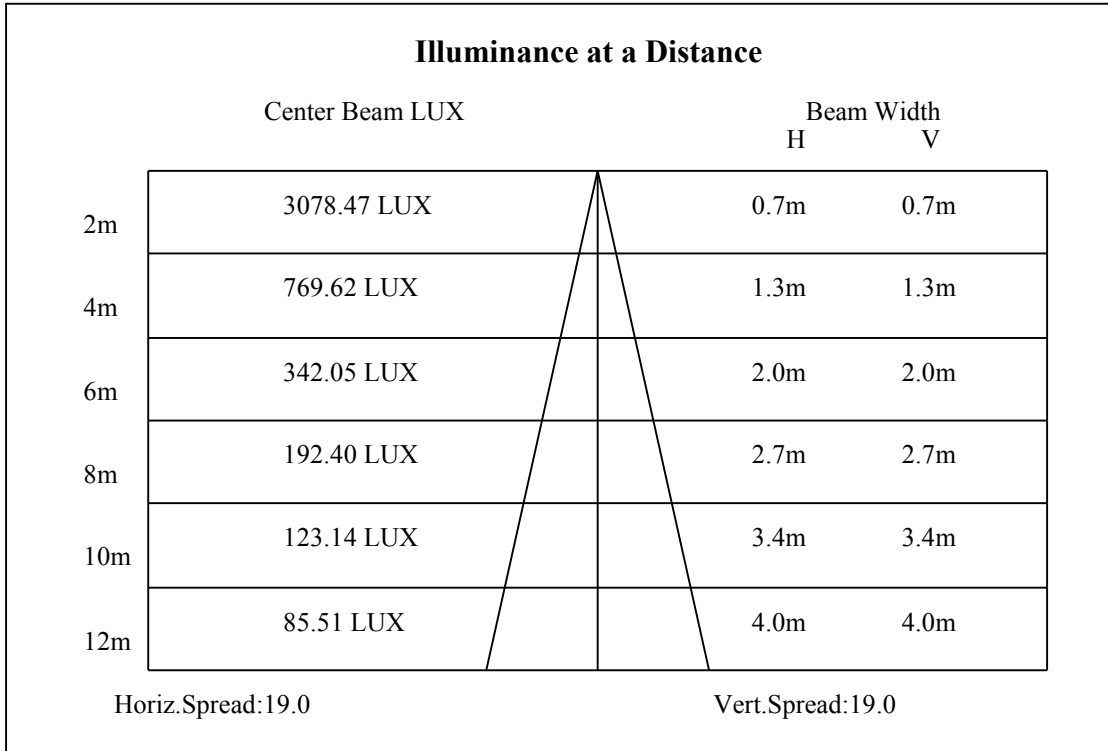
0-10	813.08
10-20	907.63
20-30	584.12
30-40	225.27
40-50	49.86
50-60	25.54
60-70	17.13
70-80	7.27
80-90	2.46
90-100	0.00
100-110	0.00
110-120	0.00
120-130	0.00
130-140	0.00
140-150	0.00
150-160	0.00
160-170	0.00
170-180	0.00

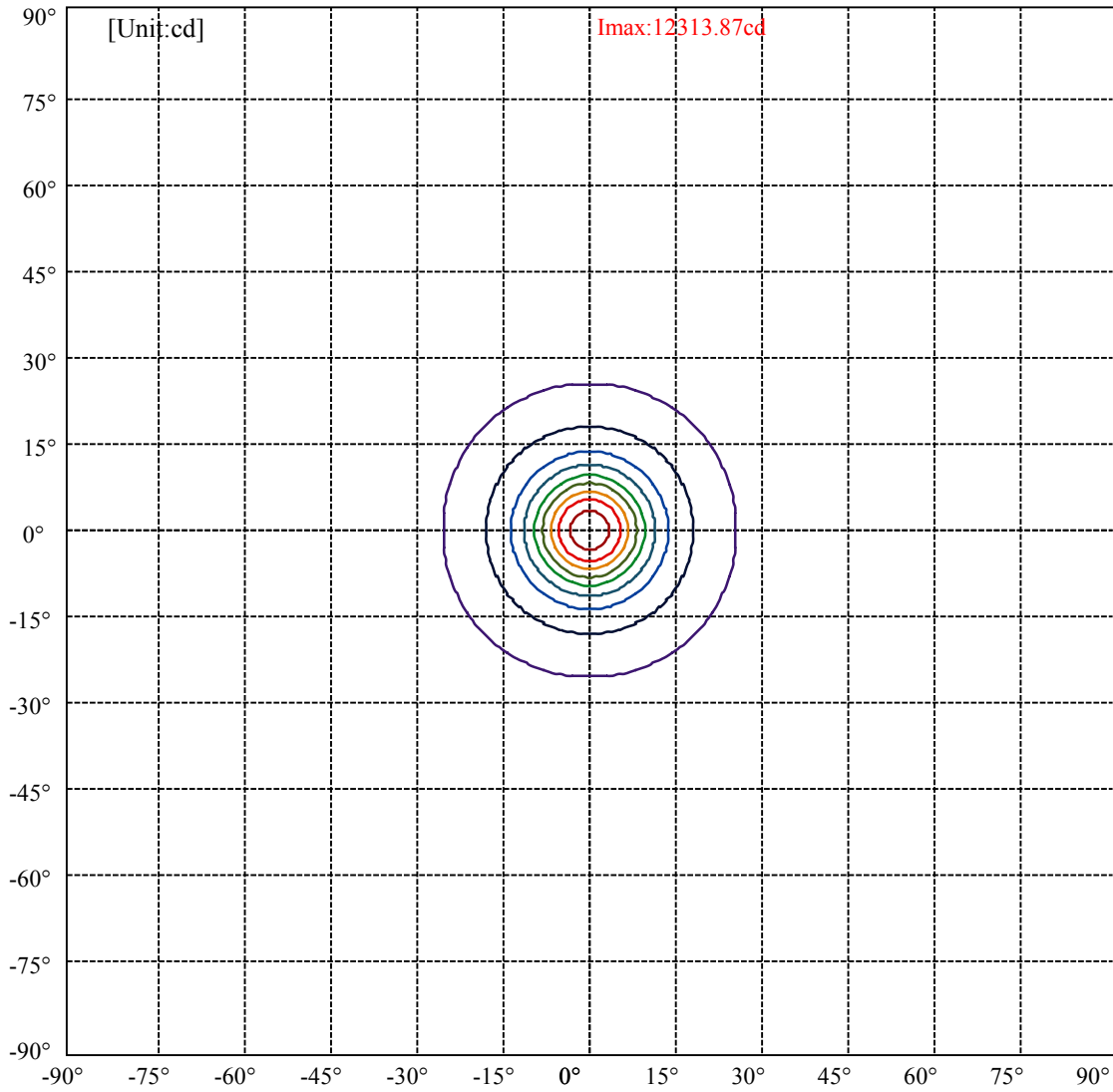


C0(Max): —————
C0/C180: —————
C90/C270: —————

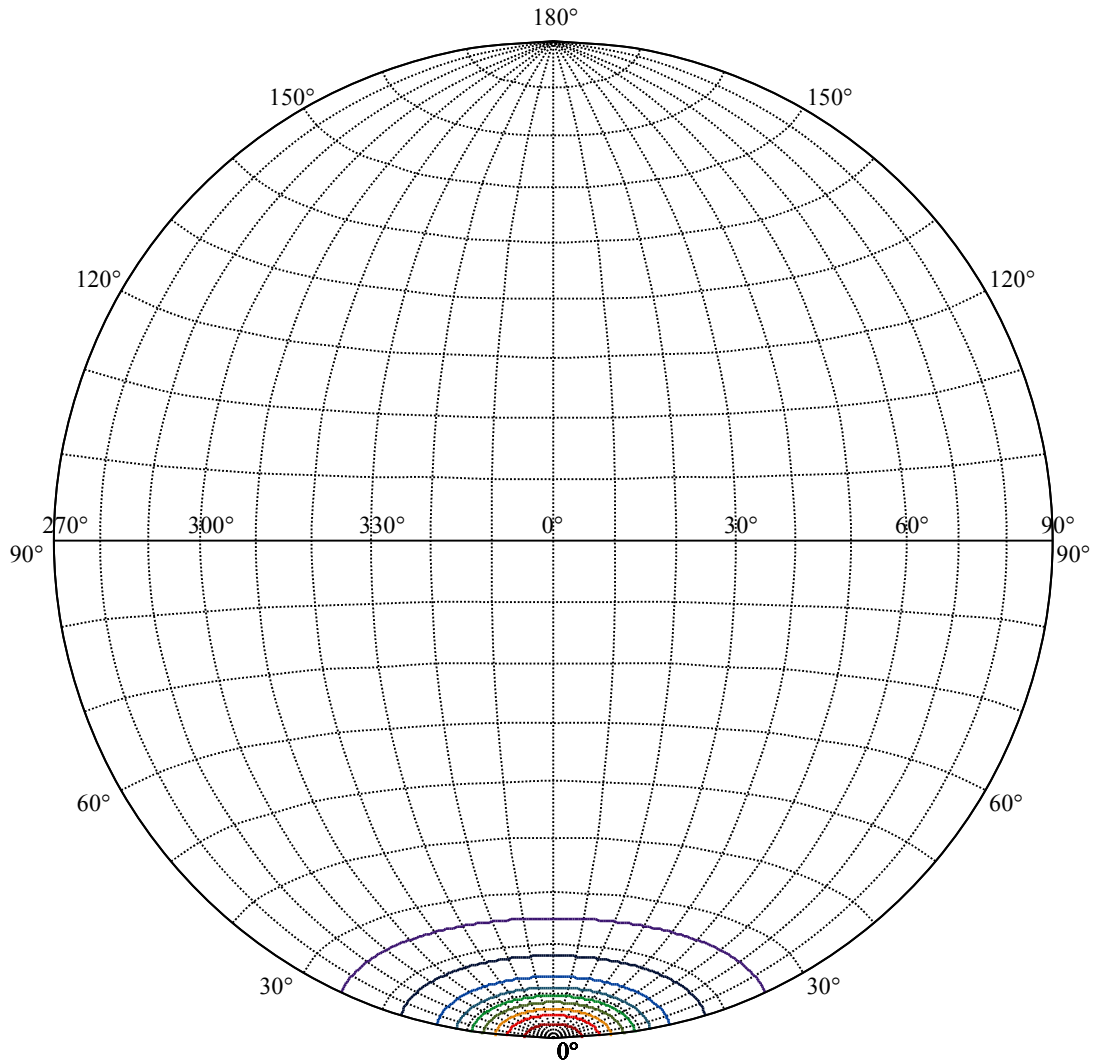
Field angle(10%Imax):C0/180Left:25.2 Right:25.2
:C90/270Left:25.2 Right:25.2

Beam Angle(50%Imax):C0/180Left:9.5 Right:9.5
:C90/270Left:9.5 Right:9.5





(10%Imax) 1231.39	—
(20%Imax) 2462.77	—
(30%Imax) 3694.16	—
(40%Imax) 4925.55	—
(50%Imax) 6156.93	—
(60%Imax) 7388.32	—
(70%Imax) 8619.71	—
(80%Imax) 9851.1	—
(90%Imax) 11082.5	—



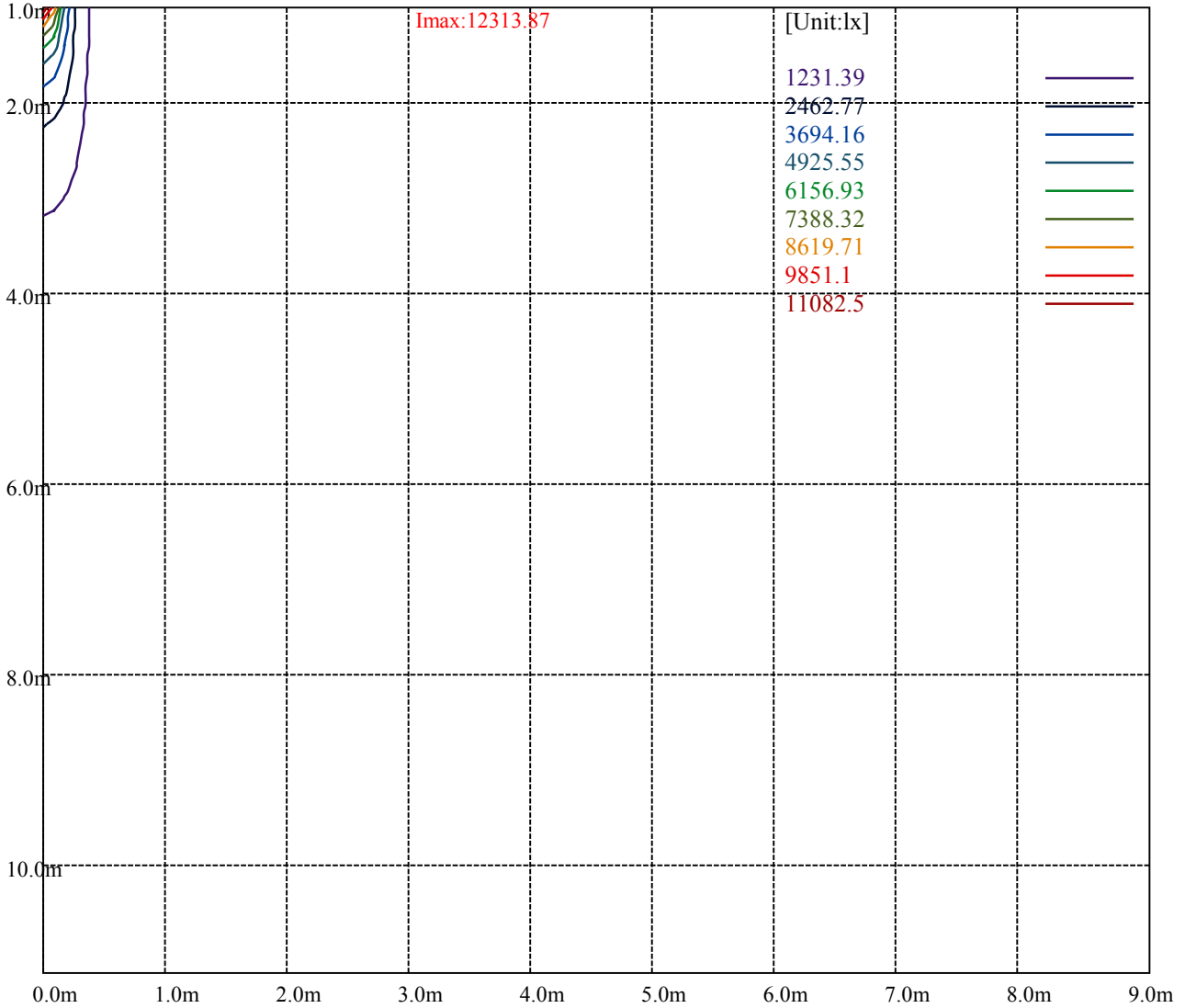
House

[Unit:cd]

Road

Imax:12313.87

(10%Imax)	1231.39	—
(20%Imax)	2462.77	—
(30%Imax)	3694.16	—
(40%Imax)	4925.55	—
(50%Imax)	6156.93	—
(60%Imax)	7388.32	—
(70%Imax)	8619.71	—
(80%Imax)	9851.1	—
(90%Imax)	11082.5	—



Luminance Table

γ	45	50	55	60	65	70	75	80	85
C0	0	0	0	0	0	0	0	0	0
C45	0	0	0	0	0	0	0	0	0
C90	0	0	0	0	0	0	0	0	0

L(Hor)(65)	L(Ver)(65)	L45(65)	L(Hor)(75)	L(Ver)(75)	L45(75)	L(Hor)(85)	L(Ver)(85)	L45(85)
0	0	0	0	0	0	0	0	0

Glare Table

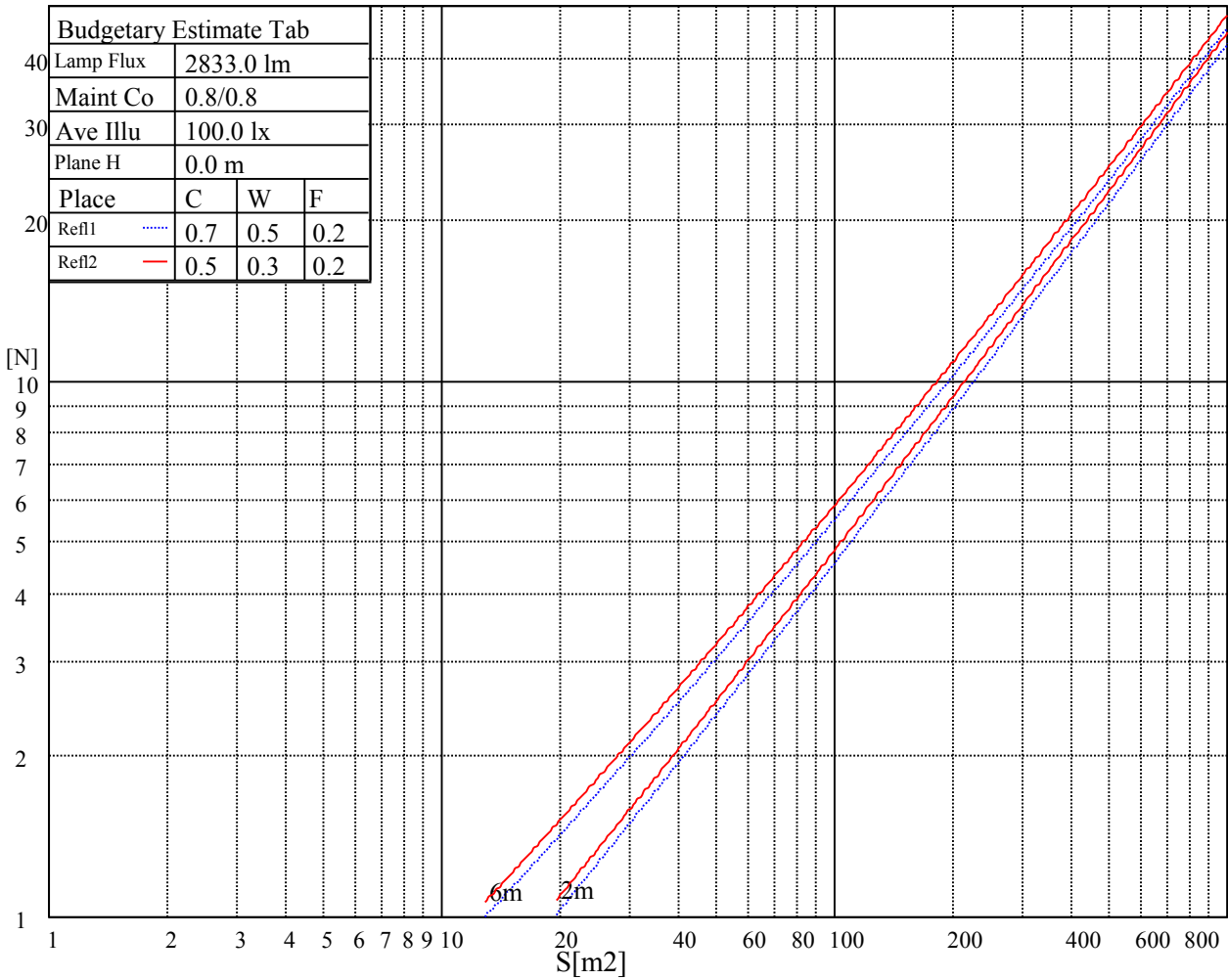
Glare	Quality	Service Values Illuminance(lx)							
1.15	A	2000	1000	500	<=300				
1.5	B		2000	1000	500	<=300			
1.85	C			2000	1000	500	<=300		
2.2	D				2000	1000	500	<=300	
2.55	E					2000	1000	500	<=300
		a	b	c	d	e	f	g	h

Luminance Limiting Curve

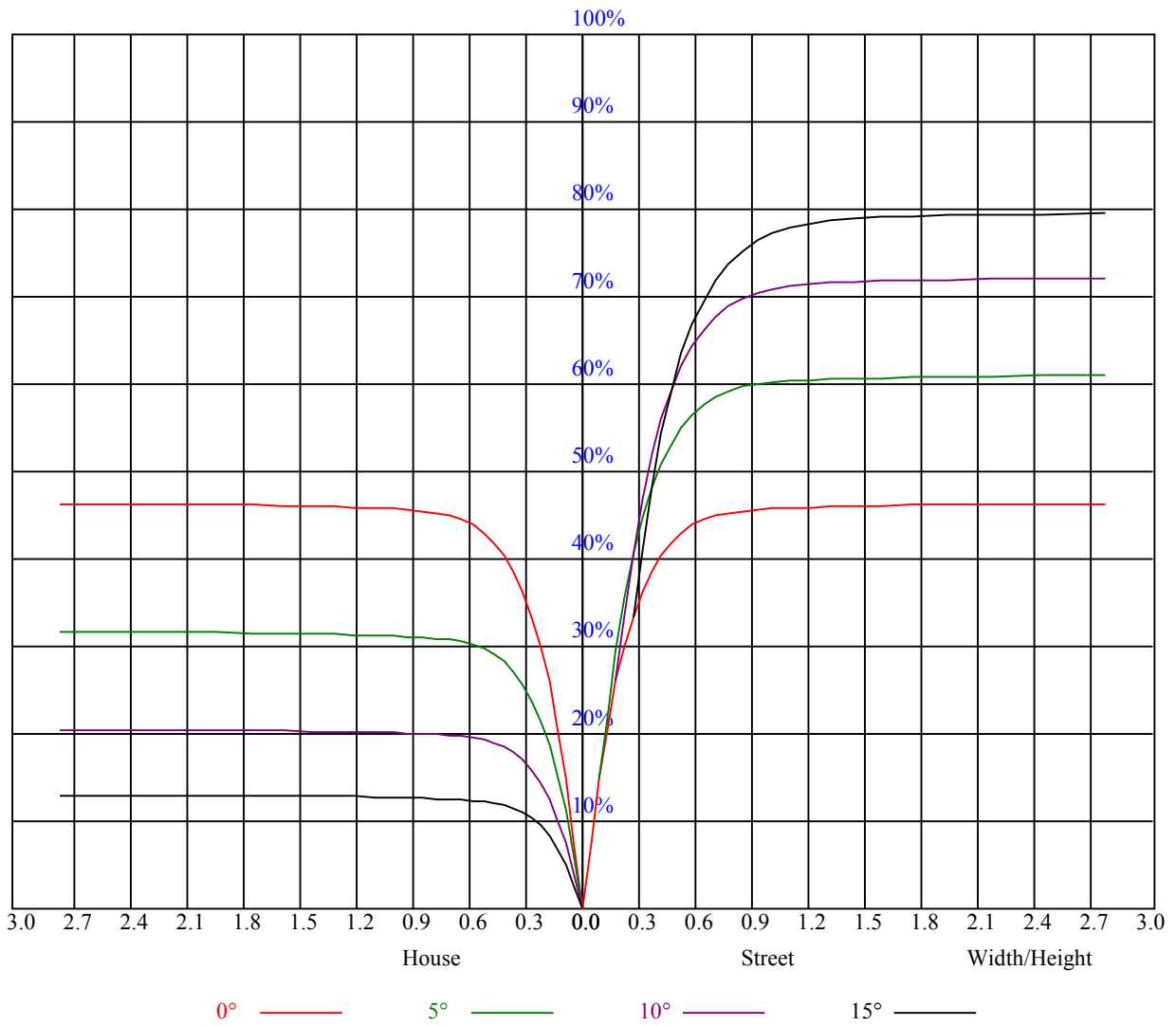


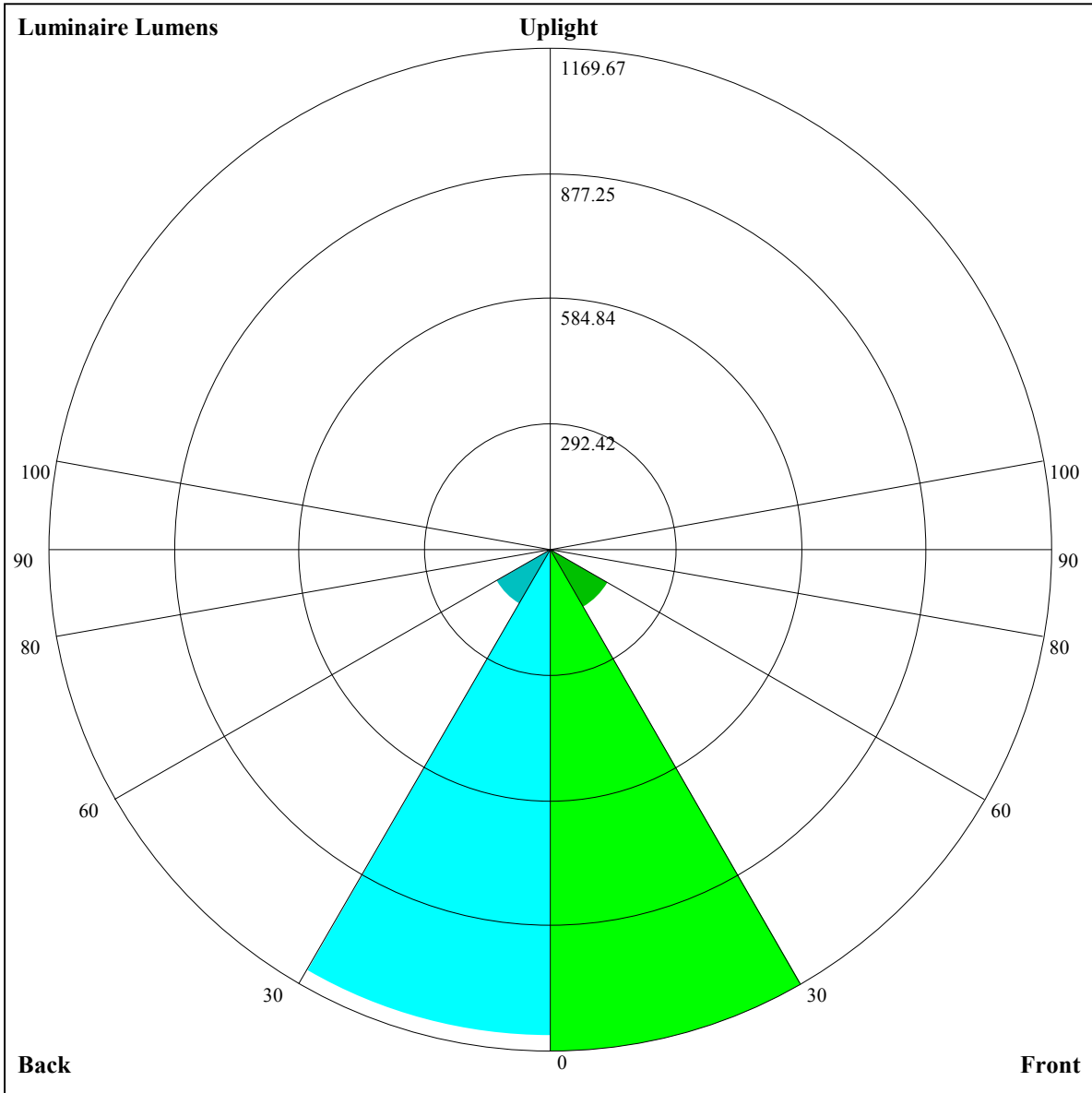
Illumination assessment according UGR											
Rf of Ceiling	70	70	50	50	30	70	70	50	50	30	
Rf of Wall	50	30	50	30	30	50	30	50	30	30	
Rf of Floor	20	20	20	20	20	20	20	20	20	20	
Room dimensions		Viewed crosswise					Viewed endwise				
X	Y										
2H	2H	非数字	非数字	非数字	非数字	非数字	非数字	非数字	非数字	非数字	
	3H	非数字	非数字	非数字	非数字	非数字	非数字	非数字	非数字	非数字	
	4H	非数字	非数字	非数字	非数字	非数字	非数字	非数字	非数字	非数字	
	6H	非数字	非数字	非数字	非数字	非数字	非数字	非数字	非数字	非数字	
	8H	非数字	非数字	非数字	非数字	非数字	非数字	非数字	非数字	非数字	
4H	12H	非数字	非数字	非数字	非数字	非数字	非数字	非数字	非数字	非数字	
	2H	非数字	非数字	非数字	非数字	非数字	非数字	非数字	非数字	非数字	
	3H	非数字	非数字	非数字	非数字	非数字	非数字	非数字	非数字	非数字	
	4H	非数字	非数字	非数字	非数字	非数字	非数字	非数字	非数字	非数字	
	6H	非数字	非数字	非数字	非数字	非数字	非数字	非数字	非数字	非数字	
8H	8H	非数字	非数字	非数字	非数字	非数字	非数字	非数字	非数字	非数字	
	12H	非数字	非数字	非数字	非数字	非数字	非数字	非数字	非数字	非数字	
	4H	非数字	非数字	非数字	非数字	非数字	非数字	非数字	非数字	非数字	
	6H	非数字	非数字	非数字	非数字	非数字	非数字	非数字	非数字	非数字	
	8H	非数字	非数字	非数字	非数字	非数字	非数字	非数字	非数字	非数字	
12H	12H	非数字	非数字	非数字	非数字	非数字	非数字	非数字	非数字	非数字	
	4H	非数字	非数字	非数字	非数字	非数字	非数字	非数字	非数字	非数字	
	6H	非数字	非数字	非数字	非数字	非数字	非数字	非数字	非数字	非数字	
	8H	非数字	非数字	非数字	非数字	非数字	非数字	非数字	非数字	非数字	
Variation with the observer position at spacings:											
S = 1.0H		非数字/非数字					非数字/非数字				
S = 1.5H		非数字/非数字					非数字/非数字				
S = 2.0H		非数字/非数字					非数字/非数字				
Standard tables:		BK0					BK0				
Uncorrected UGR		负无穷大					负无穷大				

UGR calculation is based on CIE Publ. 117 ,S/H = 0.25



RHOCC	80			70			50			30			10			0
RHOW	50	30	10	50	30	10	50	30	10	50	30	10	50	30	10	0
RCR	COEFFICIENTS OF UTILIZATION RHOFC=20 CU															
0	1.11	1.11	1.11	1.08	1.08	1.08	1.03	1.03	1.03	0.99	0.99	0.99	0.95	0.95	0.95	0.93
1	1.04	1.02	1.00	1.02	1.00	0.99	0.98	0.97	0.96	0.95	0.94	0.93	0.92	0.91	0.90	0.89
2	0.99	0.95	0.93	0.97	0.94	0.92	0.94	0.92	0.90	0.91	0.90	0.88	0.89	0.87	0.86	0.85
3	0.94	0.90	0.87	0.92	0.89	0.86	0.90	0.87	0.85	0.88	0.86	0.84	0.86	0.84	0.82	0.81
4	0.89	0.85	0.82	0.88	0.84	0.81	0.86	0.83	0.81	0.85	0.82	0.80	0.83	0.81	0.79	0.78
5	0.85	0.81	0.78	0.85	0.81	0.78	0.83	0.79	0.77	0.82	0.79	0.76	0.80	0.78	0.76	0.74
6	0.82	0.77	0.74	0.81	0.77	0.74	0.80	0.76	0.74	0.79	0.76	0.73	0.78	0.75	0.73	0.72
7	0.79	0.74	0.71	0.78	0.74	0.71	0.77	0.73	0.71	0.76	0.73	0.70	0.75	0.72	0.70	0.69
8	0.76	0.71	0.68	0.75	0.71	0.68	0.74	0.71	0.68	0.73	0.70	0.68	0.73	0.70	0.67	0.66
9	0.73	0.69	0.66	0.73	0.69	0.66	0.72	0.68	0.66	0.71	0.68	0.65	0.70	0.67	0.65	0.64
10	0.71	0.66	0.64	0.70	0.66	0.64	0.70	0.66	0.63	0.69	0.66	0.63	0.68	0.65	0.63	0.62





Luminaire Lumens:

FL=1169.67,FM=156.68,FH=12.36,FVH=1.33

BL=1135.99,BM=147.77,BH=12.06,BVH=1.27

UL=0,UH=0

BUG Rating:B3-U0-G0

Intensity data(cd)

C/γ(°)	0.0	1.0	2.0	3.0	4.0	5.0	6.0	7.0	8.0
0.0	12400.23	12199.65	12004.64	10698.94	10698.94	9871.55	8953.34	7999.49	7066.77
45.0	12299.94	12350.09	12194.08	11848.64	11330.48	10639.60	9809.42	8890.11	7931.79
90.0	12210.79	11982.36	10858.26	10555.18	9713.34	8759.44	7801.69	6868.45	6337.46
135.0	12344.51	12093.79	11859.78	11085.33	10656.31	9826.14	8912.39	7954.07	7023.61
180.0	12400.23	12377.94	12171.79	11765.06	11196.76	10478.02	9614.42	8672.81	7731.21
225.0	12299.94	12054.79	10746.82	10746.82	10594.76	9769.58	8864.19	7922.01	7014.41
270.0	12210.79	12338.94	12255.37	11987.93	11536.63	10929.32	10188.29	9324.69	8784.25
315.0	12344.51	12372.37	12199.65	11079.49	10791.40	10638.18	9809.69	8889.84	7964.95
360.0	12400.23	12199.65	12004.64	10698.94	10698.94	9871.55	8953.34	7999.49	7066.77
C/γ(°)	9.0	10.0	11.0	12.0	13.0	14.0	15.0	16.0	17.0
0.0	6189.23	5391.39	4712.23	4133.30	3668.65	3276.96	3064.71	2637.90	2386.60
45.0	7001.33	6121.01	5357.70	4677.96	4104.08	3641.64	3251.62	2978.61	2911.75
90.0	5238.17	4585.18	4240.32	3757.80	3348.86	3005.05	2705.86	2445.68	2231.17
135.0	6132.15	5352.12	4672.39	4104.08	3652.78	3268.34	2939.61	2817.03	2543.76
180.0	6800.75	5942.72	5190.55	4544.24	3998.22	3558.06	3179.19	2850.46	2850.46
225.0	6167.53	5388.60	4721.69	4150.02	3683.16	3291.99	2961.63	2671.91	2413.93
270.0	7497.20	6962.32	6104.29	5352.12	4700.24	4148.65	3675.06	3285.05	2950.75
315.0	7058.99	6192.60	5560.80	4735.62	4165.11	3786.23	3372.25	3016.77	2707.55
360.0	6189.23	5391.39	4712.23	4133.30	3668.65	3276.96	3064.71	2637.90	2386.60
C/γ(°)	18.0	19.0	20.0	21.0	22.0	23.0	24.0	25.0	26.0
0.0	2253.46	1994.38	1894.09	1744.23	1608.25	1484.58	1364.79	1108.07	1065.76
45.0	2800.32	2216.67	2027.23	1866.81	1712.43	1581.50	1460.08	1345.28	1233.27
90.0	2040.06	1871.80	1714.69	1580.97	1460.08	1343.08	1081.95	1081.95	1039.53
135.0	2146.49	2033.96	1864.02	1710.23	1571.51	1444.47	1327.99	1216.03	1110.17
180.0	2564.37	2172.67	1996.59	1833.38	1687.36	1552.01	1424.39	1311.28	1192.06
225.0	2237.85	2013.30	1850.09	1729.15	1594.90	1472.33	1355.32	1094.98	1073.54
270.0	2828.18	2772.46	2201.11	2017.24	1853.98	1707.44	1574.83	1473.43	1354.22
315.0	2444.58	2218.93	2034.48	1869.60	1719.16	1583.18	1461.18	1344.18	1091.99
360.0	2253.46	1994.38	1894.09	1744.23	1608.25	1484.58	1364.79	1108.07	1065.76
C/γ(°)	27.0	28.0	29.0	30.0	31.0	32.0	33.0	34.0	35.0
0.0	1044.15	941.24	838.58	731.25	625.13	541.97	434.27	376.61	315.80
45.0	1125.78	1015.45	904.02	792.01	682.26	576.40	517.32	429.33	334.03
90.0	906.39	815.35	700.13	588.17	492.25	410.72	342.87	286.20	237.85
135.0	1006.52	898.98	789.23	680.05	573.04	477.21	394.74	329.57	296.14
180.0	1084.52	974.19	866.70	756.90	649.41	545.76	453.82	378.61	317.32
225.0	1030.38	923.31	815.14	707.28	602.73	505.44	424.28	355.38	298.66
270.0	1223.29	1135.77	1033.27	927.99	819.87	714.59	609.25	512.33	426.54
315.0	1071.75	1029.33	965.31	814.93	750.33	640.84	537.71	445.05	370.83
360.0	1044.15	941.24	838.58	731.25	625.13	541.97	434.27	376.61	315.80
C/γ(°)	36.0	37.0	38.0	39.0	40.0	41.0	42.0	43.0	44.0
0.0	255.30	221.18	183.13	151.38	124.05	102.55	85.10	70.96	59.97
45.0	300.03	300.03	198.79	164.36	135.56	111.96	92.88	77.58	65.81
90.0	197.79	163.89	136.08	113.27	94.98	80.37	68.86	59.66	52.09
135.0	296.14	198.69	164.73	136.35	112.64	93.61	78.06	65.60	55.87
180.0	285.57	285.57	201.47	167.73	139.45	115.74	96.72	80.84	68.33
225.0	268.80	209.09	187.28	155.48	128.67	106.49	88.41	74.17	62.71
270.0	357.43	300.60	290.04	238.11	186.96	143.29	127.67	105.91	88.04
315.0	312.01	261.71	219.71	183.76	153.27	127.57	106.18	88.99	75.16
360.0	255.30	221.18	183.13	151.38	124.05	102.55	85.10	70.96	59.97

Intensity data(cd)

C/γ(°)	45.0	46.0	47.0	48.0	49.0	50.0	51.0	52.0	53.0
0.0	51.56	45.41	40.74	37.16	34.48	32.06	30.28	29.12	27.96
45.0	56.56	49.57	44.15	41.42	36.69	33.80	32.38	30.49	29.38
90.0	45.89	41.00	38.53	34.06	32.59	30.59	29.44	28.44	27.81
135.0	48.67	43.21	39.16	36.16	33.64	31.33	29.86	28.91	27.91
180.0	58.19	50.72	44.89	40.58	37.48	34.69	32.38	30.64	29.44
225.0	53.82	47.20	42.21	38.58	35.80	33.27	31.22	30.07	28.86
270.0	73.53	61.92	53.19	46.78	41.84	38.21	35.43	33.01	31.17
315.0	63.97	55.09	49.46	43.10	39.26	36.79	33.59	31.96	30.70
360.0	51.56	45.41	40.74	37.16	34.48	32.06	30.28	29.12	27.96
C/γ(°)	54.0	55.0	56.0	57.0	58.0	59.0	60.0	61.0	62.0
0.0	27.12	27.07	27.02	26.60	26.33	26.33	25.86	24.60	23.13
45.0	28.23	27.39	27.17	26.96	26.65	26.44	26.23	25.39	24.18
90.0	27.60	27.33	27.17	27.07	26.81	25.76	24.49	22.92	20.50
135.0	27.49	27.49	27.23	27.02	26.96	26.86	25.86	24.39	22.92
180.0	28.65	27.86	27.54	27.23	26.75	26.65	26.28	25.18	23.86
225.0	28.07	27.70	27.33	26.96	26.49	26.18	25.44	24.13	22.65
270.0	30.01	28.86	28.17	27.91	27.54	27.07	26.86	26.49	25.28
315.0	29.12	28.44	28.23	27.91	27.39	27.07	26.86	25.65	24.13
360.0	27.12	27.07	27.02	26.60	26.33	26.33	25.86	24.60	23.13
C/γ(°)	63.0	64.0	65.0	66.0	67.0	68.0	69.0	70.0	71.0
0.0	21.08	18.45	16.24	14.24	12.46	11.25	10.20	9.41	8.67
45.0	22.71	20.18	17.87	15.72	13.61	12.14	11.46	10.09	9.25
90.0	18.03	15.93	13.82	12.30	11.56	10.51	9.36	8.94	8.25
135.0	20.55	17.87	15.82	13.77	12.19	11.04	10.04	9.30	8.57
180.0	22.29	19.82	17.40	15.40	13.30	12.04	10.88	9.88	9.15
225.0	20.45	17.98	15.93	13.82	12.25	11.14	10.14	9.30	8.57
270.0	23.81	22.65	19.76	17.87	15.82	13.67	12.25	11.14	10.14
315.0	22.60	20.29	17.71	15.61	13.56	12.19	11.09	10.09	9.62
360.0	21.08	18.45	16.24	14.24	12.46	11.25	10.20	9.41	8.67
C/γ(°)	72.0	73.0	74.0	75.0	76.0	77.0	78.0	79.0	80.0
0.0	7.99	7.52	6.99	6.52	6.04	5.83	5.15	4.84	4.36
45.0	8.83	8.09	7.57	7.04	6.62	6.10	5.62	5.15	4.68
90.0	7.67	7.25	6.73	6.15	5.78	5.26	4.84	4.26	3.78
135.0	7.94	7.41	6.94	6.47	5.99	5.73	5.10	4.78	4.31
180.0	8.46	7.88	7.41	6.78	6.41	5.94	5.68	5.15	4.68
225.0	7.99	7.46	6.89	6.47	6.04	5.57	5.26	4.52	4.05
270.0	9.36	8.62	8.04	7.52	6.94	6.52	6.04	5.57	5.05
315.0	8.67	8.04	7.73	7.15	6.73	6.25	5.83	5.31	4.78
360.0	7.99	7.52	6.99	6.52	6.04	5.83	5.15	4.84	4.36
C/γ(°)	81.0	82.0	83.0	84.0	85.0	86.0	87.0	88.0	89.0
0.0	3.73	3.31	2.89	2.47	2.10	1.73	1.47	1.16	0.95
45.0	4.10	3.73	3.10	2.63	2.26	1.89	1.58	1.31	1.00
90.0	3.36	3.00	2.47	2.05	1.84	1.52	1.21	0.95	1.00
135.0	3.84	3.21	2.84	2.37	2.05	1.73	1.42	1.16	0.84
180.0	4.15	3.47	3.10	2.68	2.16	1.89	1.58	1.31	1.00
225.0	3.57	3.10	2.79	2.37	2.05	1.73	1.47	1.21	1.00
270.0	4.52	4.10	3.57	3.05	2.63	2.21	1.89	1.58	1.31
315.0	4.31	3.73	3.36	2.94	2.52	2.16	1.79	1.47	1.26
360.0	3.73	3.31	2.89	2.47	2.10	1.73	1.47	1.16	0.95

Intensity data(cd)

C/γ(°)	90.0
0.0	0.84
45.0	0.84
90.0	1.00
135.0	0.95
180.0	0.95
225.0	0.84
270.0	1.05
315.0	1.05
360.0	0.84